

## In-Finity 100 Surface Emergency 4000K General Lighting

### ■ N10SEM4G02B - Anodized Grey

LED modular system for surface installation, including LED luminaires, aluminum installation profile, and diffusers. Drivers included in lighting modules for 220-240V connection to mains or to other lighting modules.

#### Main specifications

<b>Lamp category</b>	LED	<b>Environment</b>	Indoor dry location
<b>Power (W)</b>	25.5W/m		
<b>CCT (K)</b>	4000K		
<b>CRI</b>	80		
<b>Mountings</b>	Surface		

#### Optical

<b>Lighting type</b>	Direct
<b>LED type</b>	Top LED
<b>Light distribution</b>	Symmetric
<b>Optical type</b>	Diffused light

#### Electrical


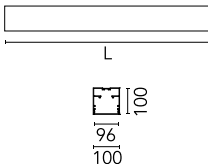

<b>Dimmable</b>	No
<b>Driver</b>	Integrated
<b>Driver type</b>	Non Dimmable
<b>Emergency</b>	Without
<b>Insulation class</b>	I

#### Physical

<b>Color</b>	Anodized Grey
<b>Orientation</b>	Fixed
<b>Weight (kg)</b>	8.20
<b>Length (mm)</b>	1400

#### Note

Opal Diffuser: Diffuse, glare free and uniform lighting throughout the room. / Emergency: Emergency Module available in all versions, length 1405 mm. In normal use, it uses the same power consumption as the standard In-Finity. In emergency use, it emits 10% of normal use during 3 hours. Endcaps: must be ordered separately. Consult Flos Architectural team for a configuration without end caps.



In-Finity 100 Surface Emergency 4000K General Lighting



500 mm opal diffuser. Diffuse, glare free and uniform lighting throughout the room  
08.0111.00



5

Metal End Cap. Recessed No Trim / Surface / Suspension Down. 100 mm (Colour White)  
08.9054.40



5

Metal cover. Surface / Suspension Down. 100 mm  
08.9054.06



5

Metal End Cap. Recessed No Trim / Surface / Suspension Down. 100 mm (Colour Anodized Grey)  
08.9054.02



5

Metal End Cap. Recessed No Trim / Surface / Suspension Down. 100 mm (Colour Black)  
08.9054.NS