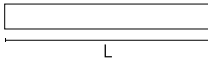



## In-Finity 100 Surface 4000K General Lighting

### ■ N10S254G14B - Black

LED modular system for surface installation, including LED luminaires, aluminum installation profile, and diffusers. Drivers included in lighting modules for 220-240V connection to mains or to other lighting modules.

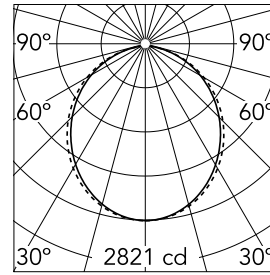


### Main specifications

<b>Lamp category</b>	LED	<b>Mountings</b>	Surface
<b>Power (W)</b>	25.5W/m	<b>Environment</b>	Indoor dry location
<b>CCT (K)</b>	4000K		
<b>CRI</b>	80		
<b>Net lumen (lm)</b>	7470		

### Optical

<b>Lighting type</b>	Direct
<b>LED type</b>	Top LED
<b>Light distribution</b>	Symmetric
<b>Optical type</b>	Diffused light
<b>Beam angle (°)</b>	103
<b>Beam angle C90-270 (°)</b>	107



Beam Angle: 103°

h(m)	E(lx)	D(m)
1	2821	2.54
2	705	5.07
3	313	7.61
4	176	10.14
5	113	12.68

Luminous flux luminaire  
7470 lm

### Electrical

<b>Frequency (Hz)</b>	50/60	<b>Insulation class</b>	I
<b>Dimmable</b>	No		
<b>Driver</b>	Integrated		
<b>Driver type</b>	Non Dimmable		
<b>Emergency</b>	Without		

### Physical

<b>Color</b>	Black
<b>Orientation</b>	Fixed
<b>Weight (kg)</b>	18.80
<b>Length (mm)</b>	2530

### Note

Opal Diffuser: Diffuse, glare free and uniform lighting throughout the room. / Emergency: Emergency Module available in all versions, length 1405 mm. In normal use, it uses the same power consumption as the standard In-Finity. In emergency use, it emits 10% of normal use during 3 hours. Endcaps: must be ordered separately. Consult Flos Architectural team for a configuration without end caps.