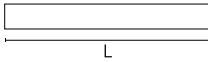



In-Finity 100 Surface 4000K General Lighting

■ N10S084G14B - Black

LED modular system for surface installation, including LED luminaires, aluminum installation profile, and diffusers. Drivers included in lighting modules for 220-240V connection to mains or to other lighting modules.

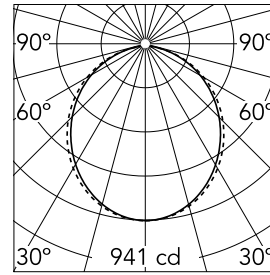


Main specifications

Lamp category	LED	Mountings	Surface
Power (W)	25.5W/m	Environment	Indoor dry location
CCT (K)	4000K		
CRI	80		
Net lumen (lm)	2490		

Optical

Lighting type	Direct
LED type	Top LED
Light distribution	Symmetric
Optical type	Diffused light
Beam angle (°)	103
Beam angle C90-270 (°)	107



Beam Angle: 103°

h(m)	E(lx)	D(m)
1	941	2.54
2	235	5.07
3	105	7.61
4	59	10.14
5	38	12.68

Luminous flux luminaire
2490 lm

Electrical

Frequency (Hz)	50/60	Insulation class	I
Dimmable	No		
Driver	Integrated		
Driver type	Non Dimmable		
Emergency	Without		

Physical

Color	Black
Orientation	Fixed
Weight (kg)	5
Length (mm)	845

Note

Opal Diffuser: Diffuse, glare free and uniform lighting throughout the room. / Emergency: Emergency Module available in all versions, length 1405 mm. In normal use, it uses the same power consumption as the standard In-Finity. In emergency use, it emits 10% of normal use during 3 hours. Endcaps: must be ordered separately. Consult Flos Architectural team for a configuration without end caps.