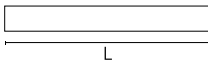



In-Finity 100 Surface 3000K General Lighting Dali

□ N10S113G30BDA - White

LED modular system for surface installation, including LED luminaires, aluminum installation profile, and diffusers. Drivers included in lighting modules for 220-240V connection to mains or to other lighting modules.

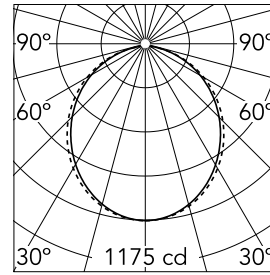


Main specifications

Lamp category	LED	Mountings	Surface
Power (W)	25.5W/m	Environment	Indoor
CCT (K)	3000K		
CRI	80		
Net lumen (lm)	3111		

Optical

Lighting type	Direct
LED type	Top LED
Light distribution	Symmetric
Optical type	Diffused light
Beam angle (°)	103
Beam angle C90-270 (°)	107



Beam Angle: 103°

h(m)	E(lx)	D(m)
1	1175	2.54
2	294	5.07
3	131	7.61
4	73	10.14
5	47	12.68

Luminous flux luminaire
3111 lm

Electrical

Frequency (Hz)	50/60
Dimmable	Yes
Driver	Integrated
Emergency	Without
Insulation class	I

Physical

Color	White
Orientation	Fixed
Weight (kg)	7.40
Length (mm)	1125

Note

Opal Diffuser: Diffuse, glare free and uniform lighting throughout the room. / Emergency: Emergency Module available in all versions, length 1405 mm. In normal use, it uses the same power consumption as the standard In-Finity. In emergency use, it emits 10% of normal use during 3 hours. Endcaps: must be ordered separately. Consult Flos Architectural team for a configuration without end caps.

Certification / Marking

