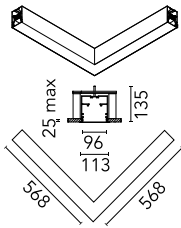



## In-Finity 100 Recessed Trim Flat Corner 4000K General Lighting

### ■ N10TFC4G14B - Black

LED modular system for recessed Trim installation, including LED luminaires, aluminum installation profile and diffusers. Drivers included in lighting modules for 220-240V connection to mains or to other lighting modules.



### Certification / Marking

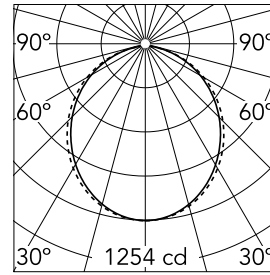


### Main specifications

<b>Number of heads</b>	1	<b>Net lumen (lm)</b>	3320
<b>Lamp category</b>	LED	<b>Mountings</b>	Recessed
<b>Power (W)</b>	25.5W/m	<b>Environment</b>	Indoor
<b>CCT (K)</b>	4000K		
<b>CRI</b>	80		

### Optical

<b>Lighting type</b>	Direct
<b>LED type</b>	Top LED
<b>Light distribution</b>	Symmetric
<b>Optical type</b>	Diffused light
<b>Beam angle (°)</b>	103
<b>Beam angle C90-270 (°)</b>	107



Beam Angle: 103°

h(m) E(lx) D(m)

1	1254	2.54
2	313	5.07
3	139	7.61
4	78	10.14
5	50	12.68

Luminous flux luminaire  
3320 lm

### Electrical

<b>Frequency (Hz)</b>	50/60	<b>Insulation class</b>	I
<b>Dimmable</b>	No		
<b>Driver</b>	Integrated		
<b>Driver type</b>	Electronic		
<b>Emergency</b>	Without		

### Physical

<b>Color</b>	Black
<b>Orientation</b>	Fixed
<b>Recessed depth (mm)</b>	135
<b>Weight (kg)</b>	8.20

### Note

Opal Diffuser: Diffuse, glare free and uniform lighting throughout the room. / Emergency: Emergency Module available in all versions, length 1405 mm. In normal use, it uses the same power consumption as the standard In-Finity. In emergency use, it emits 10% of normal use during 3 hours. Endcaps: must be ordered separately. Consult Flos Architectural team for a configuration without end caps.