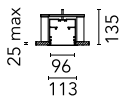
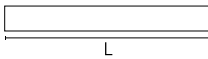



In-Finity 100 Recessed Trim 3000K General Lighting

□ N10T193G30B - White

LED modular system for recessed Trim installation, including LED luminaires, aluminum installation profile and diffusers. Drivers included in lighting modules for 220-240V connection to mains or to other lighting modules.

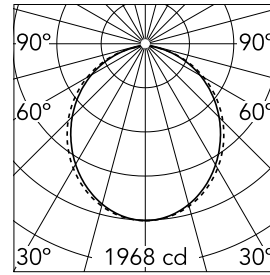


Main specifications

Lamp category	LED	Mountings	Recessed
Power (W)	25.5W/m	Environment	Indoor dry location
CCT (K)	3000K		
CRI	80		
Net lumen (lm)	5212		

Optical

Lighting type	Direct
LED type	Top LED
Light distribution	Symmetric
Optical type	Diffused light
Beam angle (°)	103
Beam angle C90-270 (°)	107



Beam Angle:	103°		
	h(m)	E(lx)	D(m)
1	1968	2.54	
2	492	5.07	
3	219	7.61	
4	123	10.14	
5	79	12.68	

Luminous flux luminaire
5212 lm

Electrical

Frequency (Hz)	50/60	Insulation class	I
Dimmable	No		
Driver	Integrated		
Driver type	Non Dimmable		
Emergency	Without		

Physical

Color	White
Orientation	Fixed
Recessed depth (mm)	135
Weight (kg)	17.70
Length (mm)	1970

Note

Opal Diffuser: Diffuse, glare free and uniform lighting throughout the room. / Emergency: Emergency Module available in all versions, length 1405 mm. In normal use, it uses the same power consumption as the standard In-Finity. In emergency use, it emits 10% of normal use during 3 hours. Endcaps: must be ordered separately. Consult Flos Architectural team for a configuration without end caps