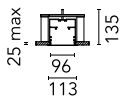
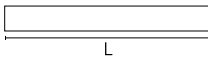



## In-Finity 100 Recessed Trim 3000K General Lighting

□ N10T163G30B - White

LED modular system for recessed Trim installation, including LED luminaires, aluminum installation profile and diffusers. Drivers included in lighting modules for 220-240V connection to mains or to other lighting modules.

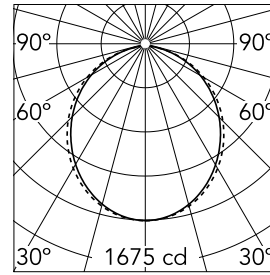


### Main specifications

<b>Lamp category</b>	LED	<b>Mountings</b>	Recessed
<b>Power (W)</b>	25.5W/m	<b>Environment</b>	Indoor dry location
<b>CCT (K)</b>	3000K		
<b>CRI</b>	80		
<b>Net lumen (lm)</b>	4434		

### Optical

<b>Lighting type</b>	Direct
<b>LED type</b>	Top LED
<b>Light distribution</b>	Symmetric
<b>Optical type</b>	Diffused light
<b>Beam angle (°)</b>	103
<b>Beam angle C90-270 (°)</b>	107



Beam Angle: 103°		
h(m)	E(lx)	D(m)
1	1675	2.54
2	419	5.07
3	186	7.61
4	105	10.14
5	67	12.68

Luminous flux luminaire  
4434 lm

### Electrical

<b>Frequency (Hz)</b>	50/60	<b>Insulation class</b>	I
<b>Dimmable</b>	No		
<b>Driver</b>	Integrated		
<b>Driver type</b>	Non Dimmable		
<b>Emergency</b>	Without		

### Physical

<b>Color</b>	White
<b>Orientation</b>	Fixed
<b>Recessed depth (mm)</b>	135
<b>Weight (kg)</b>	16.20
<b>Length (mm)</b>	1690

### Note

Opal Diffuser: Diffuse, glare free and uniform lighting throughout the room. / Emergency: Emergency Module available in all versions, length 1405 mm. In normal use, it uses the same power consumption as the standard In-Finity. In emergency use, it emits 10% of normal use during 3 hours. Endcaps: must be ordered separately. Consult Flos Architectural team for a configuration without end caps

## In-Finity 100 Recessed Trim 3000K General Lighting



5

---

Metal cover. Recessed Trim. 100 mm  
(Colour Black)  
08.9055.NS



---

500 mm opal diffuser. Diffuse, glare  
free and uniform lighting throughout  
the room  
08.0111.00



5

---

Metal cover. Recessed Trim. 100 mm  
(Colour Anodized Grey)  
08.9055.02



5

---

Metal cover. Recessed Trim. 100 mm  
(Colour White)  
08.9055.40