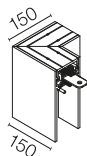


Feed 90° Corner

□ 06.1656.40 - White

Can be powered. Includes 2 cable suspension kits.



Main specifications

Mountings	Suspension
Environment	Indoor

Electrical

Voltage (V)	24.00
Driver	Remote
Driver type	Electronic
Emergency	Without

Physical

Color	White
Weight (kg)	0.76
Length (mm)	150

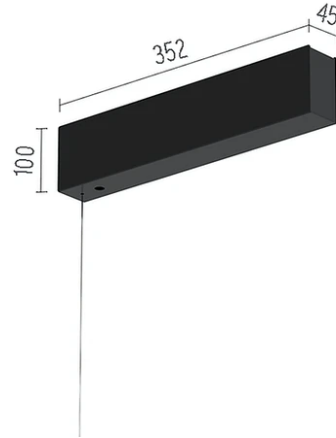
Certification / Marking



Feed 90° Corner



Endcap. 2 unit kit
08.8887.40A



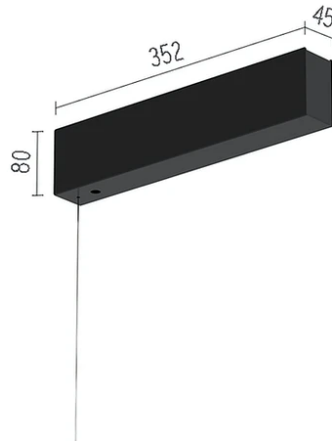
DALI controller and 24V/185W
equipment to supply and control both
the direct and indirect lighting,
included
08.8886.40.DA



LED power supply source for remote
installation in 24V/200W electric
control panel
60.9352



Surface rose
08.8883.40A



Surface power supply for direct and
indirect lighting with housing for the
driver
08.8886.40



Recessed power supply rose
08.8889.40