

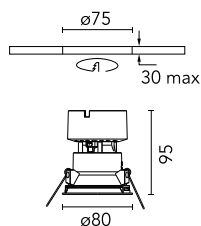



## Easy Kap Ø80 Plus Fixed Optic Flood

 05.7447.GL - Gold

Recessed luminaire with LED light source. Power supply not included. Installation frame not necessary. Diffusing lens included.

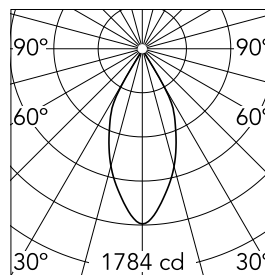


## Main specifications

Number of heads	1	Net lumen (lm)	976
Lamp category	LED	Mountings	Ceiling recessed
Power (W)	13.4W	Environment	Indoor
CCT (K)	2700K		
CRI	90		

## Optical

LED type	LED array
Light distribution	Symmetric Flood
Optical type	Flood
Beam angle (°)	45
Beam angle C90-270 (°)	45
Efficiency (lm/W)	72



Beam Angle: 45°

h(m) E(lx) D(m)

1 1784 0.83

2 446 1.66

3 198 2.48

4 111 3.31

5 71 4.14

Luminous flux luminaire  
976 lm (EXTREME CUT OFF)

## Electrical

Voltage (V)	17,8	Emergency	Without
Current (mA)	700	Insulation class	III
Dimmable	Yes		
Driver	Remote		
Driver type	Electronic, Electronic dimmable, Electronic dimmable 1-10V, Electronic dimmable DALI		

## Physical

Color	Gold	Spot diameter (mm)	80
Orientation	Fixed		
Trim	yes		
Recessed depth (mm)	150		
Weight (kg)	0,241		

## Easy Kap Ø80 Plus Fixed Optic Flood



---

Non dimmable continuous current power supply. 15-30W, 220/240V -50/60Hz with power current selected through adjustable switch.  
60.9592



---

Continuous current power supply of 13-20W, 110\*/240V – 50/60Hz with power current selected through adjustable switch. 1-10V or push dimming.  
60.9188



---

Constant Current Power Supply for LED. Dimmable DALI. 10-20W  
60.8847



---

Continuous current power supply of 12-20W, 110\*/240V – 50/60Hz with power current selected through adjustable. Regurable DALI 1 y DALI 2  
60.9222



---

Continuous current power supply, Mains dimming 220/240V – 50/60Hz, 12-20W  
60.9467



---

Continuous current power supply, dimmable Casambi, 220/240V – 50/60Hz, 35W – 650mA / 36W – 700 mA.  
60.9207