
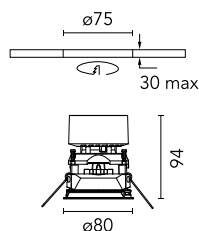



Easy Kap Ø80 Plus Adjustable Optic Spot

 05.7400.GL - Gold

Recessed luminaire with LED light source. Power supply not included. Installation frame not necessary. Diffusing lens included.

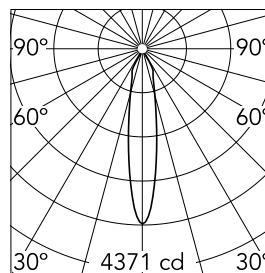


Main specifications

Number of heads	1	Net lumen (lm)	1026
Lamp category	LED	Mountings	Ceiling recessed
Power (W)	13.4W	Environment	Indoor
CCT (K)	2700K		
CRI	90		

Optical

Lighting type	Direct
LED type	LED array
Light distribution	Symmetric
Optical type	Spot
Beam angle (°)	19
Beam angle C90-270 (°)	19
Efficiency (lm/W)	76



Beam Angle: 19°

h(m)	E(lx)	D(m)
1	4371	0.33
2	1093	0.66
3	486	0.99
4	273	1.32
5	175	1.65

Luminous flux luminaire
1026 lm (EXTREME CUT OFF)

Electrical

Voltage (V)	17,8	Emergency	Without
Current (mA)	700	Insulation class	III
Dimmable	Yes		
Driver	Remote		
Driver type	Electronic, Electronic dimmable, Electronic dimmable 1- 10V, Electronic dimmable DALI		

Physical

Color	Gold	Tilt (°)	20
Orientation	Adjustable	Rotation (°)	360
Trim	yes	Spot diameter (mm)	80
Recessed depth (mm)	150		
Weight (kg)	0,241		

Easy Kap Ø80 Plus Adjustable Optic Spot



Non dimmable continuous current power supply. 15-30W, 220/240V -50/60Hz with power current selected through adjustable switch.
60.9592



Continuous current power supply of 13-20W, 110*/240V – 50/60Hz with power current selected through adjustable switch. 1-10V or push dimming.
60.9188



Constant Current Power Supply for LED. Dimmable DALI. 10-20W
60.8847



Continuous current power supply of 12-20W, 110*/240V – 50/60Hz with power current selected through adjustable. Regurable DALI 1 y DALI 2
60.9222



Continuous current power supply, Mains dimming 220/240V – 50/60Hz, 12-20W
60.9467



Continuous current power supply, dimmable Casambi, 220/240V – 50/60Hz, 35W – 650mA / 36W – 700 mA.
60.9207