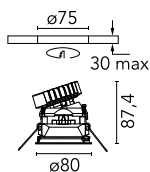



Easy Kap Ø80 Adjustable Optic Flood - Dim-To-Warm

03.4172.CU.LE - Copper

Recessed luminaire with LED light source. 220-240V & dimmable 1-10V power supply included.

Recessed luminaire with LED light source. 220-240V & dimmable 1-10V power supply included.

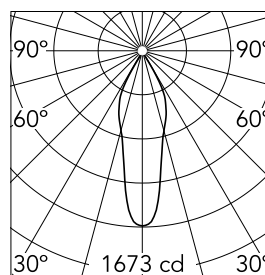


Main specifications

Number of heads	1	Net lumen (lm)	663
Lamp category	LED	Mountings	Ceiling recessed
Power (W)	13W	Environment	Indoor
CCT (K)	2850K-1800K		
CRI	95		

Optical

Lighting type	Direct
LED type	LED array
Light distribution	Symmetric
Optical type	Flood
Beam angle (°)	27
Beam angle C90-270 (°)	27
Efficiency (lm/W)	51



Beam Angle: 27°

	h(m)	E(lx)	D(m)
1	1673	0.49	
2	418	0.97	
3	186	1.46	
4	105	1.94	
5	67	2.43	

Luminous flux luminaire
663 lm (EXTREME CUT OFF)

Electrical

Frequency (Hz)	50/60	Emergency	Without
Voltage (V)	33.00	Insulation class	II
Dimmable	Yes		
Driver	Remote		
Driver type	Electronic		
	dimmable 1-10V		

Physical

Color	Copper	Tilt (°)	20
Orientation	Adjustable	Rotation (°)	360
Trim	yes	Spot diameter (mm)	80
Recessed depth (mm)	91		
Weight (kg)	0.24		

Note

For 110V PSU versions, please consult with the front office. Installation frame not necessary. Diffusing lens included.

