
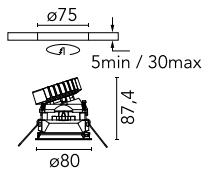


Easy Kap Ø 80 Adjustable Optic Spot

■ 03.4153.CU - Copper

Recessed luminaire with LED light source. Power supply not included. Installation frame not necessary.

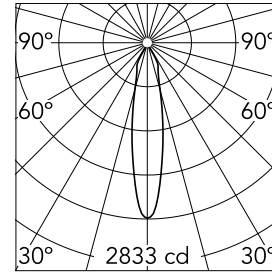


Main specifications

| | | | |
|------------------------|-------|-----------------------|---------------------|
| Number of heads | 1 | Net lumen (lm) | 683 |
| Lamp category | LED | Mountings | Ceiling recessed |
| Power (W) | 9.2W | Environment | Indoor dry location |
| CCT (K) | 2700K | | |
| CRI | 90 | | |

Optical

| | |
|-------------------------------|-----------|
| Lighting type | Direct |
| LED type | LED array |
| Light distribution | Symmetric |
| Optical type | Spot |
| Beam angle (°) | 21 |
| Beam angle C90-270 (°) | 21 |
| Efficiency (lm/W) | 74 |



| | | | |
|--------------------|--------------|-------------|--|
| Beam Angle: | 21° | | |
| h(m) | E(lx) | D(m) | |
| 1 | 2833 | 0.36 | |
| 2 | 708 | 0.72 | |
| 3 | 315 | 1.09 | |
| 4 | 177 | 1.45 | |
| 5 | 113 | 1.81 | |

Luminous flux luminaire
683 lm (EXTREME CUT OFF)

Electrical

| | | | |
|---------------------|---|-------------------------|---------|
| Voltage (V) | 17.80 | Emergency | Without |
| Current (mA) | 500 | Insulation class | III |
| Dimmable | Yes | | |
| Driver | Remote excluded | | |
| Driver type | Non Dimmable, Dimmable DALI 2, Dimmable 0-10V, Dimmable Casambi, Dimmable 1-10V, Dimmable DALI 1, Mains Cut Dimming | | |

Physical

| | | | |
|----------------------------|------------|---------------------------|-----|
| Color | Copper | Tilt (°) | 20 |
| Orientation | Adjustable | Rotation (°) | 360 |
| Trim | yes | Spot diameter (mm) | 80 |
| Recessed depth (mm) | 91 | | |
| Weight (kg) | 0.24 | | |

Note

Diffusing lens included

Easy Kap Ø 80 Adjustable Optic Spot



Non dimmable continuous current power supply of 220/240V – 50/60Hz with power current selected through adjustable with switch 200 mA – 8,5W / 300 mA – 13W / 350 mA – 15W / 400 mA – 17,5W / 450 mA – 19,5W / 500 mA – 22W
60.9160



Continuous current power supply of 12-20W, 110/240V – 50/60Hz with power current selected through adjustable 350mA – 17W / 400mA – 19W / 450 / 550 / 600 / 700mA – 20W regulable Dali 1 y Dali 2
60.9222



Continuous current power supply of 10-20W, 110/240V – 50/60Hz with power current selected through adjustable 250 mA – 10W / 350 mA – 15W / 400 mA – 17W / 450 mA – 19W / 500/550/600/700 mA – 20W, Dali 1 switch.
60.8847



Continuous current power supply, dimmable Casambi, 220/240V – 50/60Hz, 300mA-16W / 350mA-18,5W / 400mA-21,5W / 450mA-24W / 500mA-27W / 600mA-32W / 650mA-35W / 700mA-36W / 750/800/900/1000/1050mA – 38W
60.9207



Continuous current power supply of 13-20W, 110/240V – 50/60Hz with power current selected through adjustable 300 mA – 15W / 350 mA – 18W / 400/450/500/550/600/ 650/700/750/800/850/900 mA – 15W. switch. 0/1-10V or push dimming
60.9188



Continuous current power supply, 1-10V, regulable Mains, leading & trailing edge 220/240V – 50/60Hz, 500mA – 10W
60.9411