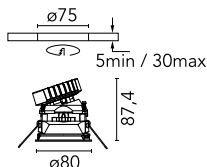



## Easy Kap Ø 80 Adjustable Optic Flood - Dim-To-Warm

■ 03.4172.CU.LE - Copper

Recessed luminaire with LED light source. 220-240V & dimmable 1-10V power supply included.

Recessed luminaire with LED light source. 220-240V & dimmable 1-10V power supply included.

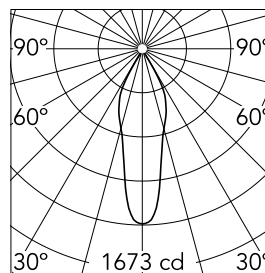


### Main specifications

Number of heads	1	CRI	95
Lamp category	LED	Net lumen (lm)	663
Power (W)	13W	Mountings	Ceiling recessed
System power (W)	13	Environment	Indoor dry location
CCT (K)	2850K-1800K		

### Optical

Lighting type	Direct
LED type	LED array
Light distribution	Symmetric
Optical type	Flood
Beam angle (°)	27
Beam angle C90-270 (°)	27
UGRL	13
Efficiency (lm/W)	51



Beam Angle: 27°

	h(m)	E(lx)	D(m)
1	1673	0.49	
2	418	0.97	
3	186	1.46	
4	105	1.94	
5	67	2.43	

Luminous flux luminaire  
663 lm (EXTREME CUT OFF)

### Electrical

Frequency (Hz)	50/60	Driver type	Dimmable 1-10V
Voltage (V)	33	Emergency	Without
Current (mA)	300	Insulation class	II
Dimmable	Yes		
Driver	Remote included		

### Physical

Color	Copper	Tilt (°)	20
Orientation	Adjustable	Rotation (°)	360
Trim	yes	Spot diameter (mm)	80
Recessed depth (mm)	91	Lifespan (L70 B10)	L80B50
Weight (kg)	0.24		

### Note

For 110V PSU versions, please consult with the front office. Installation frame not necessary. Diffusing lens included.

