

Easy Kap Ø 50 Fixed Optic Medium

■ 05.7201.BU - Blue

Recessed luminaire with LED light source. Power supply not included. Installation frame not necessary.

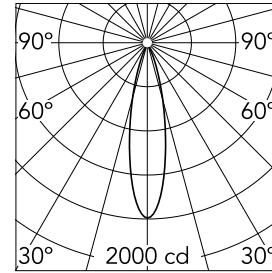


Main specifications

Number of heads	1	Net lumen (lm)	442
Lamp category	LED	Mountings	Ceiling recessed
Power (W)	7.5W	Environment	Indoor dry location
CCT (K)	2700K		
CRI	90		

Optical

Lighting type	Direct
LED type	LED array
Light distribution	Symmetric
Optical type	Medium
Beam angle (°)	24
Beam angle C90-270 (°)	24
Efficiency (lm/W)	51



Beam Angle: 24°		
h(m)	E(lx)	D(m)
1	2000	0.42
2	500	0.84
3	222	1.26
4	125	1.67
5	80	2.09


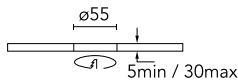
Luminous flux luminaire
442 lm (EXTREME CUT OFF)

Electrical

Voltage (V)	35	Emergency	Without
Current (mA)	200	Insulation class	III
Dimmable	Yes		
Driver	Remote excluded		
Driver type	Non Dimmable, Dimmable DALI 2, Dimmable 0-10V, Dimmable Casambi, Dimmable 1-10V, Dimmable DALI 1, Mains Cut Dimming		

Physical

Color	Blue	Spot diameter (mm)	59
Orientation	Fixed		
Trim	yes		
Recessed depth (mm)	100		
Weight (kg)	0,136		



Easy Kap Ø 50 Fixed Optic Medium



Continuous current power supply.
220/240V – 50/60Hz. Adjustable Current
150 mA – 7,2W /200 mA – 9,5W /250 mA
– 12W /300 mA -14,5W /350 mA
-17W/400 mA – 19,5W /450 mA -21,5W
/500 mA – 24W. Mains or push dimming
60.9421



Continuous current power supply,
dimmable DALI 2, 220/240V – 50/60Hz,
200mA – 20W
60.9604



Continuous current power supply, 0-
10V dimmable, 220/240V – 50/60Hz,
200mA – 20W
60.9483



Casambi Controller 220-240V. Remote
Installation
60.9392



Non dimmable continuous current
power supply of 220/240V – 50/60Hz
with power current selected through
adjustable with switch 200 mA – 8,5W /
300 mA – 13W / 350 mA – 15W / 400 mA
– 17,5W / 450 mA – 19,5W / 500 mA –
22W
60.9160