

## Easy Kap Ø 50 Adjustable Optic Spot

■ 05.7215.GL - Gold

Recessed luminaire with LED light source. Power supply not included. Installation frame not necessary.

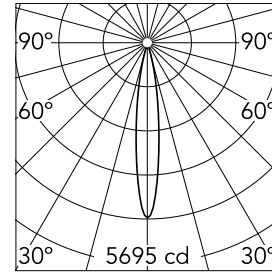


### Main specifications

<b>Number of heads</b>	1	<b>Net lumen (lm)</b>	595
<b>Lamp category</b>	LED	<b>Mountings</b>	Ceiling recessed
<b>Power (W)</b>	7.5W	<b>Environment</b>	Indoor dry location
<b>CCT (K)</b>	3000K		
<b>CRI</b>	90		

### Optical

<b>Lighting type</b>	Direct
<b>LED type</b>	LED array
<b>Light distribution</b>	Symmetric
<b>Optical type</b>	Spot
<b>Beam angle (°)</b>	15
<b>Beam angle C90-270 (°)</b>	15
<b>Efficiency (lm/W)</b>	69



Beam Angle: 15°

h(m)	E(lx)	D(m)
1	5695	0.26
2	1424	0.53
3	633	0.79
4	356	1.06
5	228	1.32

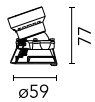
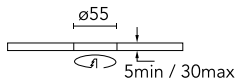
Luminous flux luminaire  
595 lm (EXTREME CUT OFF)

### Electrical

<b>Voltage (V)</b>	35	<b>Emergency</b>	Without
<b>Current (mA)</b>	200	<b>Insulation class</b>	III
<b>Dimmable</b>	Yes		
<b>Driver</b>	Remote excluded		
<b>Driver type</b>	Non Dimmable, Dimmable DALI 2, Dimmable 0-10V, Dimmable Casambi, Dimmable 1-10V, Dimmable DALI 1, Mains Cut Dimming		

### Physical

<b>Color</b>	Gold	<b>Tilt (°)</b>	20
<b>Orientation</b>	Adjustable	<b>Rotation (°)</b>	360
<b>Trim</b>	yes	<b>Spot diameter (mm)</b>	59
<b>Recessed depth (mm)</b>	91		
<b>Weight (kg)</b>	0,162		



## Easy Kap Ø 50 Adjustable Optic Spot



---

Continuous current power supply, 0-10V dimmable, 220/240V – 50/60Hz, 200mA – 20W  
60.9483

---

Continuous current power supply. 220/240V – 50/60Hz. Adjustable Current 150 mA – 7,2W / 200 mA – 9,5W / 250 mA – 12W / 300 mA - 14,5W / 350 mA – 17W/400 mA – 19,5W / 450 mA - 21,5W / 500 mA – 24W. Mains or push dimming  
60.9421

---

Continuous current power supply, dimmable DALI 2, 220/240V – 50/60Hz, 200mA – 20W  
60.9604



---

Casambi Controller 220-240V. Remote Installation  
60.9392

---

Non dimmable continuous current power supply of 220/240V – 50/60Hz with power current selected through adjustable with switch 200 mA – 8,5W / 300 mA – 13W / 350 mA – 15W / 400 mA – 17,5W / 450 mA – 19,5W / 500 mA – 22W  
60.9160