

Easy Kap Ø 50 Adjustable Optic Spot

■ 05.7215.BU - Blue

Recessed luminaire with LED light source. Power supply not included. Installation frame not necessary.

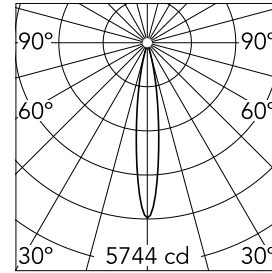


Main specifications

Number of heads	1	Net lumen (lm)	565
Lamp category	LED	Mountings	Ceiling recessed
Power (W)	7.5W	Environment	Indoor dry location
CCT (K)	3000K		
CRI	90		

Optical

Lighting type	Direct
LED type	LED array
Light distribution	Symmetric
Optical type	Spot
Beam angle (°)	15
Beam angle C90-270 (°)	15
Efficiency (lm/W)	65



Beam Angle: 15°

h(m)	E(lx)	D(m)
1	5744	0.26
2	1436	0.52
3	638	0.78
4	359	1.04
5	230	1.30

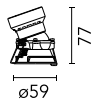
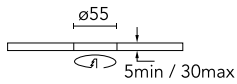
Luminous flux luminaire
565 lm (EXTREME CUT OFF)

Electrical

Voltage (V)	35	Emergency	Without
Current (mA)	200	Insulation class	III
Dimmable	Yes		
Driver	Remote excluded		
Driver type	Non Dimmable, Dimmable DALI 2, Dimmable 0-10V, Dimmable Casambi, Dimmable 1-10V, Dimmable DALI 1, Mains Cut Dimming		

Physical

Color	Blue	Tilt (°)	20
Orientation	Adjustable	Rotation (°)	360
Trim	yes	Spot diameter (mm)	59
Recessed depth (mm)	91		
Weight (kg)	0,162		



Easy Kap Ø 50 Adjustable Optic Spot



Non dimmable continuous current power supply of 220/240V – 50/60Hz with power current selected through adjustable with switch 200 mA – 8,5W / 300 mA – 13W / 350 mA – 15W / 400 mA – 17,5W / 450 mA – 19,5W / 500 mA – 22W
60.9160



Continuous current power supply, dimmable DALI 2, 220/240V – 50/60Hz, 200mA – 20W
60.9604



Continuous current power supply. 220/240V – 50/60Hz. Adjustable Current 150 mA – 7,2W / 200 mA – 9,5W / 250 mA – 12W / 300 mA -14,5W / 350 mA -17W/400 mA – 19,5W / 450 mA -21,5W / 500 mA – 24W. Mains or push dimming
60.9421



Casambi Controller 220-240V. Remote Installation
60.9392



Continuous current power supply, 0-10V dimmable, 220/240V – 50/60Hz, 200mA – 20W
60.9483