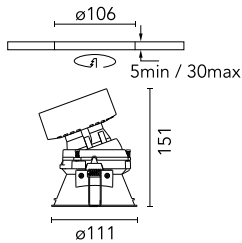


Easy Kap Ø 105 Adjustable Optic Medium

■ 05.7011.74 - Black

Recessed luminaire with LED light source. Remote transformer not included. Installation frame not necessary. Diffusing lens included.

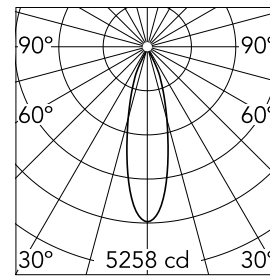


Main specifications

Number of heads	1	CRI	90
Lamp category	LED	Net lumen (lm)	1410
Power (W)	25.9W	Mountings	Ceiling recessed
System power (W)	25.9	Environment	Indoor dry location
CCT (K)	2700K		

Optical

Lighting type	Direct
LED type	LED array
Light distribution	Symmetric
Optical type	Medium
Beam angle (°)	27
Beam angle C90-270 (°)	27
Efficiency (lm/W)	54



Beam Angle:	27°	
	h(m)	E(lx) D(m)
1	5258	0.48
2	1314	0.96
3	584	1.44
4	329	1.92
5	210	2.40

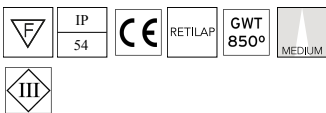
Luminous flux luminaire
1410 lm (EXTREME CUT OFF)

Electrical

Voltage (V)	34	Emergency	Without
Current (mA)	650	Insulation class	III
Dimmable	Yes		
Driver	Remote excluded		
Driver type	Non Dimmable, Dimmable DALI 2, Dimmable Casambi, Dimmable 1-10V		

Physical

Color	Black	Tilt (°)	20
Orientation	Adjustable	Rotation (°)	360
Trim	yes	Spot diameter (mm)	111
Recessed depth (mm)	161		
Weight (kg)	0,77		



Easy Kap Ø 105 Adjustable Optic Medium



Continuous current power supply, dimmable Casambi 220/240V-50/60Hz, 300mA-16W / 350mA-18,5W / 400mA-21,5W / 450mA-24W / 500mA-27W / 600mA-32W / 650mA-35W / 700mA-36W / 750/800/900/1000/1050mA – 38W
60.9207



Continuous current supply source 240V – 50/60Hz with dimmable DALI 2, push dimming. 300mA-16W / 350mA-18W / 400mA-21W / 500mA-27W / 600mA-32W / 650mA-35W / 700/750/800/900/950/1000/1050mA-38W
60.9186



Continuous current power supply, 0/1-10V dimmable, 220/240V – 50/60Hz, 300mA-16W / 350mA-18W / 400mA-21W / 500mA-27W / 600mA-32W / 650mA-35W / 700/750/800/900/950/1000/1050mA-36W
60.9439



Non dimmable continuous current power supply. 15-30W, 220/240V -50/60Hz with power current selected through adjustable switch. 350mA – 15W / 400mA – 17W / 450mA – 19W / 500mA – 22W / 550mA – 24W / 600mA – 26W / 650mA – 28W / 700mA – 30W no regulable
60.9592