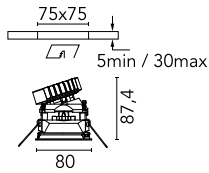


## Easy Kap 80 Square Adjustable Optic Spot

03.4293.CU - Copper

Recessed luminaire with LED light source. Power supply not included. Installation frame not necessary.

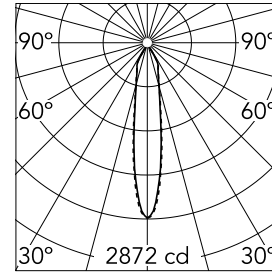


### Main specifications

|                        |       |                       |                     |
|------------------------|-------|-----------------------|---------------------|
| <b>Number of heads</b> | 1     | <b>Net lumen (lm)</b> | 736                 |
| <b>Lamp category</b>   | LED   | <b>Mountings</b>      | Ceiling recessed    |
| <b>Power (W)</b>       | 9.2W  | <b>Environment</b>    | Indoor dry location |
| <b>CCT (K)</b>         | 3000K |                       |                     |
| <b>CRI</b>             | 90    |                       |                     |

### Optical

|                               |           |
|-------------------------------|-----------|
| <b>Lighting type</b>          | Direct    |
| <b>LED type</b>               | LED array |
| <b>Light distribution</b>     | Symmetric |
| <b>Optical type</b>           | Spot      |
| <b>Beam angle (°)</b>         | 18        |
| <b>Beam angle C90-270 (°)</b> | 19        |
| <b>Efficiency (lm/W)</b>      | 80        |



| Beam Angle: 18° | h(m) | E(lx) | D(m) |
|-----------------|------|-------|------|
| 1               | 2872 | 0.32  |      |
| 2               | 718  | 0.63  |      |
| 3               | 319  | 0.95  |      |
| 4               | 179  | 1.26  |      |
| 5               | 115  | 1.58  |      |

Luminous flux luminaire  
736 lm (EXTREME CUT OFF)

### Electrical

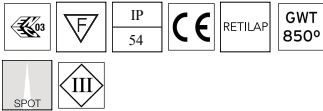
|                     |   |                         |         |
|---------------------|---|-------------------------|---------|
| <b>Voltage (V)</b>  | 18.40   | <b>Emergency</b>        | Without |
| <b>Current (mA)</b> | 500   | <b>Insulation class</b> | III     |
| <b>Dimmable</b>     | Yes   |                         |         |
| <b>Driver</b>       | Remote excluded   |                         |         |
| <b>Driver type</b>  | Non Dimmable, Dimmable DALI 2, Dimmable 0-10V, Dimmable Casambi, Dimmable 1-10V, Dimmable DALI 1, Mains Cut Dimming |                         |         |

### Physical

|                            |            |                     |     |
|----------------------------|------------|---------------------|-----|
| <b>Color</b>               | Copper     | <b>Tilt (°)</b>     | 20  |
| <b>Orientation</b>         | Adjustable | <b>Rotation (°)</b> | 360 |
| <b>Trim</b>                | yes        |                     |     |
| <b>Recessed depth (mm)</b> | 91         |                     |     |
| <b>Weight (kg)</b>         | 0.24       |                     |     |

### Note

Diffusing lens included



## Easy Kap 80 Square Adjustable Optic Spot



Continuous current power supply, dimmable Casambi 220/240V-50/60Hz, 300mA-16W / 350mA-18,5W / 400mA-21,5W / 450mA-24W / 500mA-27W / 600mA-32W / 650mA-35W / 700mA-36W / 750/800/900/1000/1050mA – 38W  
60.9207



Continuous current power supply, 1-10V, regulable Mains, leading & trailing edge 220/240V – 50/60Hz, 500mA – 10W  
60.9411



Continuous current power supply of 12-20W, 110/240V – 50/60Hz with power current selected through adjustable 350mA – 17W / 400mA – 19W / 450 / 550 / 600 / 700mA – 20W regulable Dali 1 y Dali 2  
60.9222



Continuous current power supply of 10-20W, 110/240V – 50/60Hz with power current selected through adjustable 250 mA – 10W / 350 mA – 15W / 400 mA – 17W / 450 mA – 19W / 500/550/600/700 mA – 20W, Dali 1 switch.  
60.8847



Continuous current power supply of 13-20W, 110/240V – 50/60Hz with power current selected through adjustable 300 mA – 15W / 350 mA – 18W / 400/450/500/550/600/ 650/700/750/800/850/900 mA – 15W. switch. 0/1-10V or push dimming  
60.9188



Non dimmable continuous current power supply of 220/240V – 50/60Hz with power current selected through adjustable with switch 200 mA – 8,5W / 300 mA – 13W / 350 mA – 15W / 400 mA – 17,5W / 450 mA – 19,5W / 500 mA – 22W  
60.9160