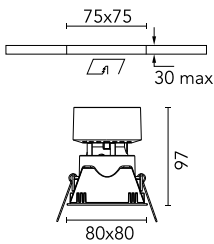


## Easy Kap 80 Plus Square Fixed Optic Spot

■ 05.7406.GL - Gold

Recessed luminaire with LED light source. Power supply not included. Installation frame not necessary. Diffusing lens included.

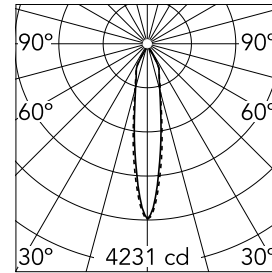


### Main specifications

<b>Number of heads</b>	1	<b>Net lumen (lm)</b>	1113
<b>Lamp category</b>	LED	<b>Mountings</b>	Ceiling recessed
<b>Power (W)</b>	13.4W	<b>Environment</b>	Indoor
<b>CCT (K)</b>	3000K		
<b>CRI</b>	90		

### Optical

<b>Lighting type</b>	Direct
<b>LED type</b>	LED array
<b>Light distribution</b>	Symmetric
<b>Optical type</b>	Spot
<b>Beam angle (°)</b>	18
<b>Beam angle C90-270 (°)</b>	19
<b>Efficiency (lm/W)</b>	3




<b>Beam Angle:</b>	18°	
<b>h(m)</b>	<b>E(lx)</b>	<b>D(m)</b>
1	4231	0.31
2	1058	0.63
3	470	0.94
4	264	1.26
5	169	1.57

Luminous flux luminaire  
1113 lm (EXTREME CUT OFF)

### Electrical

<b>Voltage (V)</b>	17,8	<b>Emergency</b>	Without
<b>Current (mA)</b>	700	<b>Insulation class</b>	III
<b>Dimmable</b>	Yes		
<b>Driver</b>	Remote		
<b>Driver type</b>	Electronic, Electronic dimmable, Electronic dimmable 1-10V, Electronic dimmable DALI		

### Certification / Marking



### Physical

<b>Color</b>	Gold	<b>Spot diameter (mm)</b>	80
<b>Orientation</b>	Fixed	<b>Length (mm)</b>	80
<b>Trim</b>	yes		
<b>Recessed depth (mm)</b>	150		
<b>Weight (kg)</b>	0,241		

## Easy Kap 80 Plus Square Fixed Optic Spot



---

Non dimmable continuous current power supply. 15-30W, 220/240V -50/60Hz with power current selected through adjustable switch.  
60.9592



---

Continuous current power supply of 13-20W, 110\*/240V – 50/60Hz with power current selected through adjustable switch. Synchronisation cables not included.  
60.9188



---

Constant Current Power Supply for LED. Dimmable DALI. 10-20W  
60.8847



---

Continuous current power supply of 12-20W, 110\*/240V – 50/60Hz with power current selected through adjustable. Regulable DALI 1 y DALI 2  
60.9222



---

Continuous current power supply, Mains dimming 220/240V – 50/60Hz, 12-20W  
60.9467



---

Power supply Casambi. 21.5W-32W  
60.9207