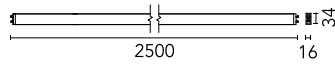



Diversion Up&Down. L 2500 mm

■ 09.8016.CZ - Bronze

Electro-mechanical profile for indoor application with integrated direct and indirect linear light element for surface or suspended installation. Lengths from 1 to 2,5m. Fixation by fed suspension kit and suspended by a joint. Power kit and mechanical joint must be ordered separately. System controlled by 1-10V driver, DALI or Casambi. Broadcast control system. Dimmer not...

Electro-mechanical profile for indoor application with integrated direct and indirect linear light element for surface or suspended installation. Lengths from 1 to 2,5m. Fixation by fed suspension kit and suspended by a joint. Power kit and mechanical joint must be ordered separately. System controlled by 1-10V driver, DALI or Casambi. Broadcast control system. Dimmer not included.

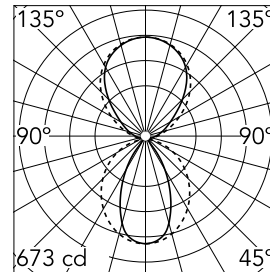


Main specifications

Lamp category	LED	Mountings	Surface and suspension
Power (W)	54.5W	Environment	Indoor
CCT (K)	2700K		
CRI	90		
Net lumen (lm)	2523		

Optical

Lighting type	Indirect, Direct
LED type	Top LED
Light distribution	Symmetric
Optical type	Diffused light
Beam angle (°)	54



Beam Angle DIR: 54°

h(m)	E(lx)	D(m)
1	673	1.01
2	168	2.02
3	75	3.03
4	42	4.04
5	27	5.06

Luminous flux luminaire
2522 lm


Electrical

Voltage (V)	24.00	Insulation class	III
Dimmable	Yes		
Driver	Remote		
Driver type	Electronic, Electronic dimmable CASAMBI, Electronic dimmable 1-10V, Electronic dimmable DALI		
Emergency	Without		

Physical

Color	Bronze
Orientation	Fixed
Weight (kg)	1428
Length (mm)	2500

Certification / Marking



Diversion Up&Down. L 2500 mm




Remote power supply. Dimmable through 1/10V protocol or Non Dimmable. 57W 220/240V
60.9361



Remote power supply. Dimmable through 1/10V protocol. 120W 110/240V
60.9416



Remote power supply. Dimmable through DALI protocol. 120W 110/240V
60.9426



Casambi Broadcast. Remote Installation
60.9392