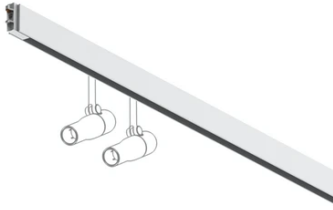


## Diversion Up&Down + Spots. L 2000 mm

### 09.8034.1A - Anodic Ice



Electro-mechanical profile for indoor application with integrated direct linear light element and space for two spots, for surface or suspended installation. Lengths from 1 to 2,5m. Fixation by fed suspension kit and suspended by a joint. Power kit and mechanical joint must be ordered separately. System controlled by 1-10V driver, DALI or Casambi. Broadcast control...

Electro-mechanical profile for indoor application with integrated direct linear light element and space for two spots, for surface or suspended installation. Lengths from 1 to 2,5m. Fixation by fed suspension kit and suspended by a joint. Power kit and mechanical joint must be ordered separately. System controlled by 1-10V driver, DALI or Casambi. Broadcast control system. Dimmer not included. For single profile structures, suspended version, balance the spot to avoid profile tilting.

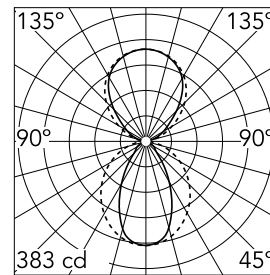


### Main specifications

<b>Lamp category</b>	LED	<b>Mountings</b>	Surface and suspension
<b>Power (W)</b>	41W	<b>Environment</b>	Indoor
<b>CCT (K)</b>	2700K		
<b>CRI</b>	90		
<b>Net lumen (lm)</b>	1412		

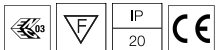
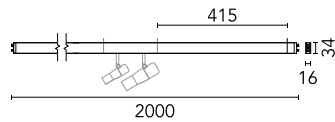
### Optical

<b>Lighting type</b>	Indirect, Direct
<b>LED type</b>	Top LED
<b>Light distribution</b>	Symmetric
<b>Optical type</b>	Diffused light
<b>Beam angle (°)</b>	57
<b>Beam angle C90-270 (°)</b>	103
<b>Efficiency (lm/W)</b>	34



h(m)	E(lx)	D(m)
1	383	1.08
2	96	2.16
3	43	3.23
4	24	4.31
5	15	5.39

Luminous flux luminaire  
1412 lm



### Electrical

<b>Voltage (V)</b>	24.00	<b>Insulation class</b>	III
<b>Dimmable</b>	Yes		
<b>Driver</b>	Remote		
<b>Driver type</b>	Electronic, Electronic dimmmable CASAMBI, Electronic dimmmable 1- 10V, Electronic dimmmable DALI		
<b>Emergency</b>	Without		

### Physical

<b>Color</b>	Anodic Ice
<b>Orientation</b>	Fixed
<b>Weight (kg)</b>	1.14
<b>Length (mm)</b>	2000

### Note

Max. 2 spots not included.

## Diversion Up&Down + Spots. L 2000 mm



---

Remote power supply. Dimmable through 1/10V protocol or Non Dimmable. 57W 220/240V  
60.9361



---

Remote power supply. Dimmable through DALI protocol. 120W 110/240V  
60.9426



---

Casambi Controller 220-240V. Remote Installation  
60.9392



---

Remote power supply. Dimmable through 1/10V protocol. 120W 110/240V  
60.9416