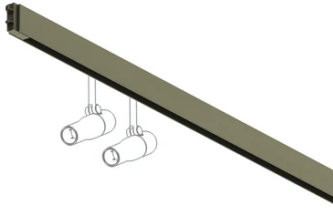


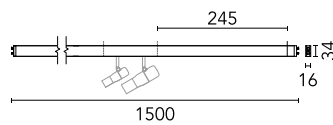
Diversion Up&Down + Spots. L 1500 mm

■ 09.8033.CZ - Bronze



Electro-mechanical profile for indoor application with integrated direct linear light element and space for two spots, for surface or suspended installation. Lengths from 1 to 2,5m. Fixation by fed suspension kit and suspended by a joint. Power kit and mechanical joint must be ordered separately. System controlled by 1-10V driver, DALI or Casambi. Broadcast control...

Electro-mechanical profile for indoor application with integrated direct linear light element and space for two spots, for surface or suspended installation. Lengths from 1 to 2,5m. Fixation by fed suspension kit and suspended by a joint. Power kit and mechanical joint must be ordered separately. System controlled by 1-10V driver, DALI or Casambi. Broadcast control system. Dimmer not included. For single profile structures, suspended version, balance the spot to avoid profile tilting.

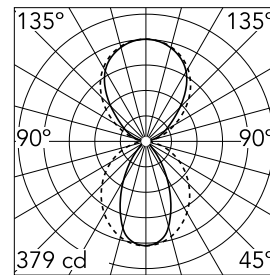


Main specifications

Lamp category	LED	Mountings	Surface and suspension
Power (W)	30W	Environment	Indoor
CCT (K)	3000K		
CRI	90		
Net lumen (lm)	1419		

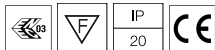
Optical

Lighting type	Indirect, Direct
LED type	Top LED
Light distribution	Symmetric
Optical type	Diffused light
Beam angle (°)	54
Beam angle C90-270 (°)	102
Efficiency (lm/W)	48



Beam Angle:	54°		
h(m)	E(lx)	D(m)	
1	379	1.01	
2	95	2.02	
3	42	3.03	
4	24	4.04	
5	15	5.06	

Luminous flux luminaire
1419 lm



Electrical

Voltage (V)	24.00	Insulation class	III
Dimmable	Yes		
Driver	Remote		
Driver type	Electronic, Electronic dimmable CASAMBI, Electronic dimmable 1- 10V, Electronic dimmable DALI		
Emergency	Without		

Physical

Color	Bronze
Orientation	Fixed
Weight (kg)	0.85
Length (mm)	1500

Note

Max. 2 spots not included.

Diversion Up&Down + Spots. L 1500 mm



Remote power supply. Dimmable through 1/10V protocol or Non Dimmable. 57W 220/240V
60.9361



Remote power supply. Dimmable through DALI protocol. 120W 110/240V
60.9426



Casambi Controller 220-240V. Remote Installation
60.9392



Remote power supply. Dimmable through 1/10V protocol. 120W 110/240V
60.9416