

## Direct Light Tube 900 mm

New

## 03.8400.40 - White



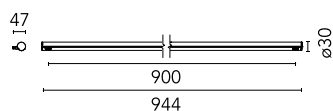
Diffused LED light module to be installed in the Infra-Structure Episode 2. Safety fixing and locking mechanical elements integrated for a transversal installation between two rods of the profile. The Light Tubes are only fed by one of the ends and do not communicate current through the other end. Each lighting element is completed by...

Diffused LED light module to be installed in the Infra-Structure Episode 2.

Safety fixing and locking mechanical elements integrated for a transversal installation between two rods of the profile.

The Light Tubes are only fed by one of the ends and do not communicate current through the other end.

Each lighting element is completed by a long 4m electrical cable equipped with an output microconnector.

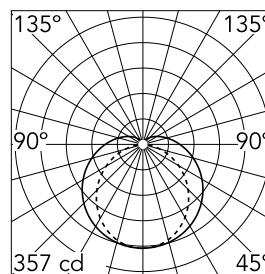


## Main specifications

Number of heads	1	CRI	90
Lamp category	LED	Net lumen (lm)	1456
Power (W)	22W	Mountings	Ceiling surface
System power (W)	23	Environment	Indoor dry location
CCT (K)	2700K		

## Optical


Lighting type	Direct
LED type	Top LED
Light distribution	Symmetric
Optical type	Diffused light
Beam angle (°)	150
Beam angle C90-270 (°)	106
Efficiency (lm/W)	63.3



Luminous flux luminaire  
1456 lm

Beam Angle: 150°

h(m)	E(lx)	D(m)
1	357	7.49
2	89	14.98
3	40	22.47
4	22	29.96
5	14	37.45



## Electrical

Dimmable	Yes
Driver	Remote excluded
Emergency	Without
Insulation class	III

## Physical

Color	White
Orientation	Fixed
Weight (kg)	0.7
Length (mm)	900
Lifespan (L70 B10)	L80B50

Direct Light Tube 900 mm



LED Power Supply Source for remote installation. 48V/320W. 100/240 Vac  
60.8919



LED Power Supply Source for remote installation. 48V. 100Vac (150W)-240Vac (200W)  
60.9607




LED power supply source for remote installation, 48V/120W. 220/240 Vac  
60.9170



DALI 12-48V Dimmer  
60.9678



0/1-10V & Push 12-48V Dimmer  
60.9395



Casambi Controller 220-240V. Remote Installation  
60.9392