

Direct Light Tube 900 mm

■ 03.8400.14 - Black

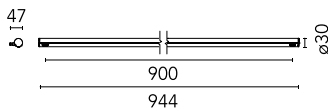
Diffused LED light module to be installed in the Infra-Structure Episode 2. Safety fixing and locking mechanical elements integrated for a transversal installation between two rods of the profile. The Light Tubes are only fed by one of the ends and do not communicate current through the other end. Each lighting element is completed by...

Diffused LED light module to be installed in the Infra-Structure Episode 2.

Safety fixing and locking mechanical elements integrated for a transversal installation between two rods of the profile.

The Light Tubes are only fed by one of the ends and do not communicate current through the other end.

Each lighting element is completed by a long 4m electrical cable equipped with an output microconnector.

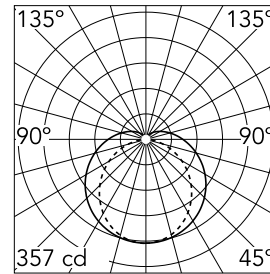


Main specifications

Number of heads	1	Net lumen (lm)	1456
Lamp category	LED	Mountings	Ceiling surface
Power (W)	22W	Environment	Indoor
CCT (K)	2700K		
CRI	90		

Optical

Lighting type	Direct
LED type	Top LED
Light distribution	Symmetric
Optical type	Diffused light
Beam angle (°)	150
Beam angle C90-270 (°)	106

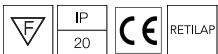


Beam Angle: 150°

h(m)	E(lx)	D(m)
1	357	7.49
2	89	14.98
3	40	22.47
4	22	29.96
5	14	37.45

Luminous flux luminaire
1456 lm

Certification / Marking



Electrical

Dimmable	Yes
Driver	Remote
Emergency	Without
Insulation class	III

Physical

Color	Black
Orientation	Fixed
Length (mm)	900

Direct Light Tube 900 mm



LED Power Supply Source for remote installation. 48V/320W. 100/240 Vac
60.8919



LED Power Supply Source for remote installation. 48V/185W. 100/240 Vac
60.9024



LED power supply source for remote installation, 48V/120W. 220/240 Vac
60.9170



Casambi Broadcast. Remote Installation
60.9392



0-10V, 1-10V, DALI and PUSH interface
60.9391