

Direct Light Tube 1200 mm

New

03.8401.14 - Black

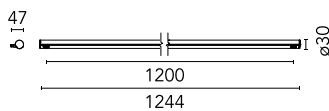
Diffused LED light module to be installed in the Infra-Structure Episode 2. Safety fixing and locking mechanical elements integrated for a transversal installation between two rods of the profile. The Light Tubes are only fed by one of the ends and do not communicate current through the other end. Each lighting element is completed by...

Diffused LED light module to be installed in the Infra-Structure Episode 2.

Safety fixing and locking mechanical elements integrated for a transversal installation between two rods of the profile.

The Light Tubes are only fed by one of the ends and do not communicate current through the other end.

Each lighting element is completed by a long 4m electrical cable equipped with an output microconnector.

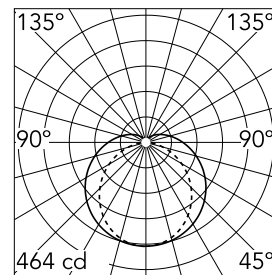


Main specifications

Number of heads	1	CRI	90
Lamp category	LED	Net lumen (lm)	1892
Power (W)	29W	Mountings	Ceiling surface
System power (W)	30	Environment	Indoor dry location
CCT (K)	2700K		

Optical


Lighting type	Direct
LED type	Top LED
Light distribution	Symmetric
Optical type	Diffused light
Beam angle (°)	150
Beam angle C90-270 (°)	106
Efficiency (lm/W)	63.07



Luminous flux luminaire
1892 lm

Beam Angle: 150°

h(m)	E(lx)	D(m)
1	464	7.49
2	116	14.98
3	52	22.47
4	29	29.96
5	19	37.45



Electrical

Dimmable	Yes
Driver	Remote excluded
Emergency	Without
Insulation class	III

Physical

Color	Black
Orientation	Fixed
Weight (kg)	0.9
Length (mm)	1200
Lifespan (L70 B10)	L80B50

Direct Light Tube 1200 mm



LED Power Supply Source for remote installation. 48V. 100Vac (150W)-240Vac (200W)
60.9607



LED Power Supply Source for remote installation. 48V/320W. 100/240 Vac
60.8919




LED power supply source for remote installation, 48V/120W. 220/240 Vac
60.9170



DALI 12-48V Dimmer
60.9678



0/1-10V & Push 12-48V Dimmer
60.9395



Casambi Controller 220-240V. Remote Installation
60.9392