

## Compass Box Small 2L

■ 03.2637.14A - Matt black

Surface spotlight to be installed on ceiling/wall with LED light source. Non-regulable 220-240V, 50-60Hz power supply integrated in luminaire body.

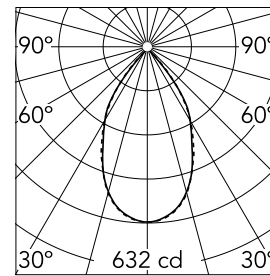


### Main specifications

<b>Number of heads</b>	2	<b>Net lumen (lm)</b>	1160
<b>Lamp category</b>	LED	<b>Mountings</b>	Ceiling surface
<b>Power (W)</b>	12.4W	<b>Environment</b>	Indoor
<b>CCT (K)</b>	3000K		
<b>CRI</b>	80		

### Optical

<b>LED type</b>	LED array
<b>Light distribution</b>	Symmetric
<b>Optical type</b>	Wide flood
<b>Beam angle (°)</b>	48



Beam Angle: 59°

h(m) E(lx) D(m)

1 632 1.14

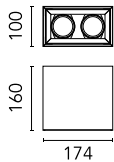

2 158 2.28

3 70 3.42

4 39 4.56

5 25 5.70

Luminous flux luminaire  
580 lm (EXTREME CUT OFF)



### Electrical

<b>Frequency (Hz)</b>	50/60	<b>Insulation class</b>	I
<b>Dimmable</b>	No		
<b>Driver</b>	Integrated		
<b>Driver type</b>	Electronic		
<b>Emergency</b>	Without		

### Physical

<b>Color</b>	Matt black
<b>Orientation</b>	Adjustable
<b>Weight (kg)</b>	1.60
<b>Tilt (°)</b>	20

