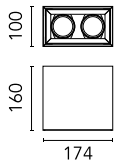



## Compass Box Small 2L

■ 03.2636.14A - Matt Black

Surface spotlight to be installed on ceiling/wall with LED light source. Non-regulable 220-240V, 50-60Hz power supply integrated in luminaire body.

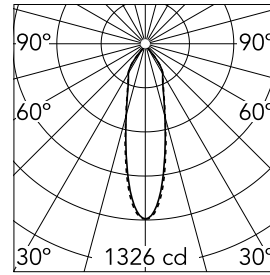


### Main specifications

<b>Number of heads</b>	2	<b>Net lumen (lm)</b>	591
<b>Lamp category</b>	LED	<b>Mountings</b>	Ceiling surface
<b>Power (W)</b>	6.2W	<b>Environment</b>	Indoor dry location
<b>CCT (K)</b>	3000K		
<b>CRI</b>	80		

### Optical

<b>LED type</b>	LED array
<b>Light distribution</b>	Symmetric
<b>Optical type</b>	Medium
<b>Beam angle (°)</b>	26
<b>Beam angle C90-270 (°)</b>	27



Beam Angle: 26°

h(m)	E(lx)	D(m)
1	1326	0.47
2	332	0.93
3	147	1.40
4	83	1.87
5	53	2.34

Luminous flux luminaire  
591 lm (EXTREME CUT OFF)

### Electrical

<b>Frequency (Hz)</b>	50/60	<b>Insulation class</b>	I
<b>Dimmable</b>	No		
<b>Driver</b>	Integrated		
<b>Driver type</b>	Non Dimmable		
<b>Emergency</b>	Without		

### Physical

<b>Color</b>	Matt Black
<b>Orientation</b>	Adjustable
<b>Weight (kg)</b>	1.60
<b>Tilt (°)</b>	20

