

Compass Box Small 2L

■ 03.2601.14 - Matt Black

Surface spotlight to be installed on ceiling/wall. Electronic transformer integrated 220/240V – 12V, 50/60Hz. The intensity of the lighting may be adjusted via leading and trail edge modulation.



Main specifications

Number of heads	1
Lamp category	LED retrofit
Mountings	Ceiling surface
Environment	Indoor dry location

Optical

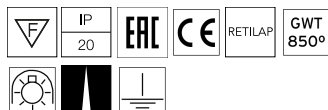
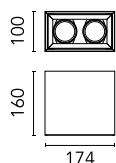

Lamp type	QR-CBC 51
Light distribution	Symmetric
Optical type	Spot
Beam angle (°)	10

Electrical

Frequency (Hz)	50/60	Emergency	Without
Lamp holder	GX5.3	Insulation class	I
Dimmable	Yes		
Driver	Integrated		
Driver type	Electronic 12V		

Physical

Color	Matt Black
Orientation	Adjustable
Weight (kg)	1.50
Tilt (°)	20



Compass Box Small 2L



Screening cylinder
08.8238.14



Honeycomb
08.8196.14