

Compass Box Small 1L

03.2600.30 - Matt White

Surface spotlight to be installed on ceiling/wall. Electronic transformer integrated 220/240V – 12V, 50/60Hz. The intensity of the lighting may be adjusted via leading and trail edge modulation in halogen lamps.

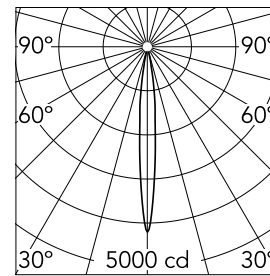


Main specifications

Number of heads	1	Net lumen (lm)	357
Lamp category	Halogen	Mountings	Ceiling surface
Power (W)	35W Max.	Environment	Indoor dry location
CCT (K)	3100K		
CRI	100		

Optical

Lamp type	QR-CBC 51
Light distribution	Symmetric
Optical type	Spot
Beam angle (°)	10
Beam angle C90-270 (°)	10



Beam Angle:	10°		
h(m)	E(lx)	D(m)	
1	5000	0.17	
2	1250	0.34	
3	556	0.51	
4	313	0.69	
5	200	0.86	

Luminous flux luminaire
357 lm

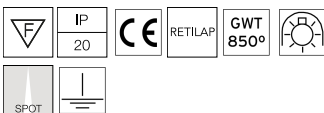
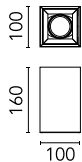


Electrical

Frequency (Hz)	50/60	Emergency	Without
Lamp holder	GX5.3	Insulation class	I
Dimmable	Yes		
Driver	Integrated		
Driver type	Electronic 12V		

Physical

Color	Matt White
Orientation	Adjustable
Weight (kg)	1
Tilt (°)	20



Compass Box Small 1L



Honeycomb
08.8196.14



Screening cylinder
08.8238.14