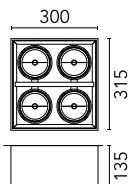



Compass Box Large 4L Square

03.1064.30 - Matt White

Surface spotlight to be installed on ceiling/wall. Electronic transformer integrated 220/240V – 12V, 50/60Hz. The intensity of the lighting may be adjusted via leading and trail edge modulation.



Main specifications

Number of heads	1
Lamp category	LED retrofit
Mountings	Ceiling surface
Environment	Indoor dry location

Optical

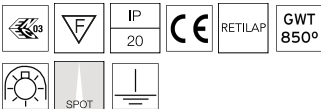
Lamp type	QR-111
Light distribution	Symmetric
Optical type	Spot
Beam angle (°)	8

Electrical

Frequency (Hz)	50/60	Emergency	Without
Lamp holder	G53	Insulation class	I
Dimmable	Yes		
Driver	Integrated		
Driver type	Electronic 12V		

Physical

Color	Matt White
Orientation	Adjustable
Weight (kg)	4.50
Tilt (°)	20



Compass Box Large 4L Square



Honeycomb
08.8036.14



Screening cylinder
08.8034.14