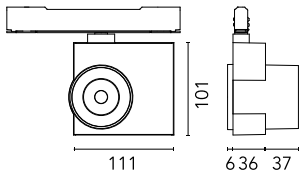


Camera 60 Non Dimmable

09.8105.WA - Textured White

Spotlight to be installed on 3-phase track with LED light source. 220- 240V, 50-60Hz power supply integrated. To be used with The Tracking Power profiles.

Spotlight to be installed on 3-phase track with LED light source. 220- 240V, 50-60Hz power supply integrated. To be used with The Tracking Power profiles.

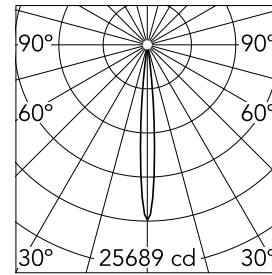


Main specifications

Number of heads	1	Net lumen (lm)	1023
Lamp category	LED	Mountings	Track
Power (W)	13W	Environment	Indoor
CCT (K)	3500K		
CRI	97		

Optical

Lighting type	Direct
LED type	LED array
Light distribution	Symmetric
Optical type	Super spot
Beam angle (°)	9
Beam angle C90-270 (°)	9



Beam Angle:	9°		
h(m)	E(lx)	D(m)	
1	25689	0.16	
2	6422	0.32	
3	2854	0.48	
4	1606	0.64	
5	1028	0.80	

Luminous flux luminaire
1023 lm

Electrical

Frequency (Hz)	50/60	Insulation class	I
Dimmable	No		
Driver	Integrated		
Driver type	Electronic		
Emergency	Without		

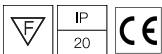
Physical

Color	Textured White	Spot diameter (mm)	60
Orientation	Adjustable	Length (mm)	111
Weight (kg)	0.57		
Tilt (°)	90		
Rotation (°)	360		

Note

Preliminary photometry.

Certification / Marking



Camera 60 Non Dimmable



Honeycomb
08.0175.14