

Camera 60 Dali Version

09.8105.WA.DA - Textured White

Spotlight to be installed on 3-phase track with LED light source. 220- 240V, 50-60Hz power supply integrated.

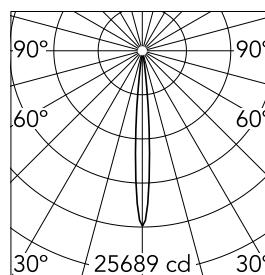
Spotlight to be installed on 3-phase track with LED light source. 220- 240V, 50-60Hz power supply integrated.

Main specifications

Number of heads	1	Net lumen (lm)	1023
Lamp category	LED	Mountings	Track
Power (W)	10W	Environment	Indoor
CCT (K)	3500K		
CRI	97		

Optical

Lighting type	Direct
LED type	LED array
Light distribution	Symmetric
Optical type	Super spot
Beam angle (°)	9
Beam angle C90-270 (°)	9



Beam Angle: 9°

	h(m)	E(lx)	D(m)
1	25689	0.16	
2	6422	0.32	
3	2854	0.48	
4	1606	0.64	
5	1028	0.80	

Luminous flux luminaire
1023 lm

Electrical

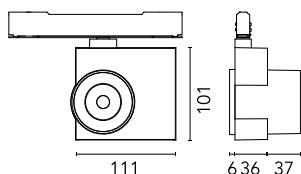
Frequency (Hz)	50/60	Insulation class	I
Dimmable	Yes		
Driver	Integrated		
Driver type	Electronic dimmable DALI		
Emergency	Without		

Physical


Color	Textured White	Spot diameter (mm)	60
Orientation	Adjustable	Length (mm)	111
Weight (kg)	0.57		
Tilt (°)	90		
Rotation (°)	360		

Note

Preliminary photometry.



Certification / Marking



Camera 60 Dali Version



Honeycomb
08.0175.14