

## Camera 60 Casambi integrated

New

### 09.8105.WA.CB - Textured White

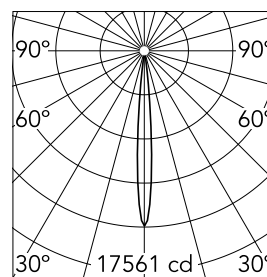
Spotlight to be installed on 3-phase track with LED light source. 220- 240V, 50-60Hz power supply integrated. To be used with The Tracking Power profiles.

### Main specifications

Number of heads	1	Net lumen (lm)	544
Lamp category	LED	Mountings	Track
Power (W)	13W	Environment	Indoor dry location
CCT (K)	3500K		
CRI	97		

### Optical

Lighting type	Direct
LED type	LED array
Light distribution	Symmetric
Optical type	Super spot
Beam angle (°)	9
Beam angle C90-270 (°)	9
UGRL	3
Efficiency (lm/W)	41.85



Beam Angle: 9°

h(m) E(lx) D(m)

1 17561 0.16

2 4390 0.32

3 1951 0.48

4 1098 0.64

5 702 0.79

Luminous flux luminaire  
544 lm

### Electrical

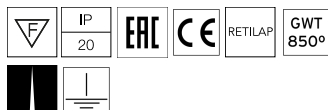
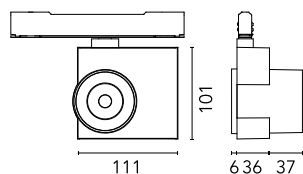
Frequency (Hz)	50/60	Emergency	Without
Voltage (V)	220-240	Insulation class	I
Dimmable	Yes		
Driver	Integrated		
Driver type	Dimmable Casambi		

### Physical

Color	Textured White	Spot diameter (mm)	60
Orientation	Adjustable	Length (mm)	111
Weight (kg)	0.57	Lifespan (L70 B10)	L80B50
Tilt (°)	90		
Rotation (°)	360		

### Note

The control system with the Casambi version of light fixtures is directly and individually regulated wirelessly using the application FLOS Control® by Casambi.



## Camera 60 Casambi integrated



---

Honeycomb  
08.0175.14