

Camera 60 Casambi integrated

New

09.8104.WA.CB - Textured White

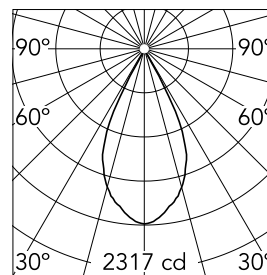
Spotlight to be installed on 3-phase track with LED light source. 220- 240V, 50-60Hz power supply integrated. To be used with The Tracking Power profiles.

Main specifications

Number of heads	1	Net lumen (lm)	1280
Lamp category	LED	Mountings	Track
Power (W)	20W	Environment	Indoor dry location
CCT (K)	3000K		
CRI	97		

Optical

Lighting type	Direct
LED type	LED array
Light distribution	Symmetric
Optical type	Wide flood
Beam angle (°)	50
Beam angle C90-270 (°)	50
UGRL	9
Efficiency (lm/W)	64



Beam Angle: 50°

h(m) E(lx) D(m)

1	2317	0.94
2	579	1.89
3	257	2.83
4	145	3.77
5	93	4.72

Luminous flux luminaire
1280 lm

Electrical

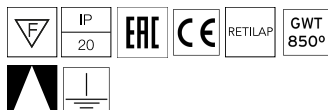
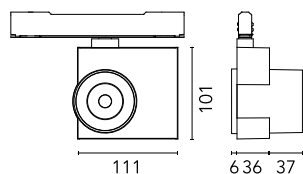
Frequency (Hz)	50/60	Emergency	Without
Voltage (V)	220-240	Insulation class	I
Dimmable	Yes		
Driver	Integrated		
Driver type	Dimmable Casambi		

Physical

Color	Textured White	Spot diameter (mm)	60
Orientation	Adjustable	Length (mm)	111
Weight (kg)	0.57	Lifespan (L70 B10)	L80B50
Tilt (°)	90		
Rotation (°)	360		

Note

The control system with the Casambi version of light fixtures is directly and individually regulated wirelessly using the application FLOS Control® by Casambi.



Camera 60 Casambi integrated



Honeycomb
08.0176.14