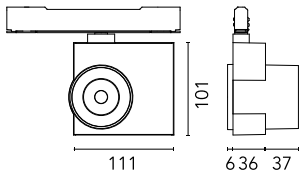


Camera 60 Casambi integrated

09.8103.WA.CB - Textured White

Spotlight to be installed on 3-phase track with LED light source. 220- 240V, 50-60Hz power supply integrated. To be used with The Tracking Power profiles.

Spotlight to be installed on 3-phase track with LED light source. 220- 240V, 50-60Hz power supply integrated. To be used with The Tracking Power profiles.

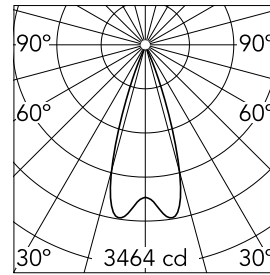


Main specifications

Number of heads	1	Net lumen (lm)	1432
Lamp category	LED	Mountings	Track
Power (W)	20W	Environment	Indoor
CCT (K)	3000K		
CRI	97		

Optical

Lighting type	Direct
LED type	LED array
Light distribution	Symmetric
Optical type	Flood
Beam angle (°)	36
Beam angle C90-270 (°)	36



Beam Angle: 36°

	h(m)	E(lx)	D(m)
1	3464	0.65	
2	866	1.30	
3	385	1.95	
4	216	2.60	
5	139	3.25	

Luminous flux luminaire
1432 lm

Electrical

Frequency (Hz)	50/60	Insulation class	I
Dimmable	Yes		
Driver	Integrated		
Driver type	Electronic dimmable CASAMBI		
Emergency	Without		

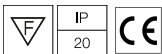
Physical

Color	Textured White	Spot diameter (mm)	60
Orientation	Adjustable	Length (mm)	111
Weight (kg)	0.57		
Tilt (°)	90		
Rotation (°)	360		

Note

The control system with the Casambi version of light fixtures is directly and individually regulated wirelessly using the application FLOS Control® by Casambi.
Preliminary photometry.

Certification / Marking



Camera 60 Casambi integrated



Honeycomb
08.0176.14