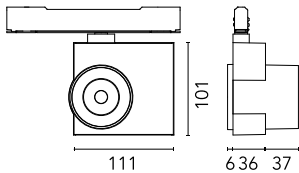


## Camera 60 Casambi integrated

### 09.8100.DR.CB - Anthracite

Spotlight to be installed on 3-phase track with LED light source. 220- 240V, 50-60Hz power supply integrated. To be used with The Tracking Power profiles.

Spotlight to be installed on 3-phase track with LED light source. 220- 240V, 50-60Hz power supply integrated. To be used with The Tracking Power profiles.

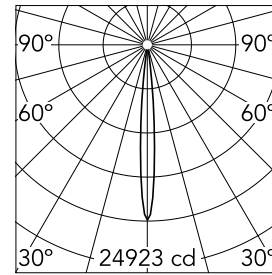


### Main specifications

<b>Number of heads</b>	1	<b>Net lumen (lm)</b>	993
<b>Lamp category</b>	LED	<b>Mountings</b>	Track
<b>Power (W)</b>	13W	<b>Environment</b>	Indoor
<b>CCT (K)</b>	3000K		
<b>CRI</b>	97		

### Optical

<b>Lighting type</b>	Direct
<b>LED type</b>	LED array
<b>Light distribution</b>	Symmetric
<b>Optical type</b>	Super spot
<b>Beam angle (°)</b>	9
<b>Beam angle C90-270 (°)</b>	9



<b>Beam Angle:</b>	9°		
	<b>h(m)</b>	<b>E(lx)</b>	<b>D(m)</b>
<b>1</b>	24923	0.16	
<b>2</b>	6231	0.32	
<b>3</b>	2769	0.48	
<b>4</b>	1558	0.64	
<b>5</b>	997	0.80	

Luminous flux luminaire  
993 lm

### Electrical

<b>Frequency (Hz)</b>	50/60	<b>Insulation class</b>	I
<b>Dimmable</b>	Yes		
<b>Driver</b>	Integrated		
<b>Driver type</b>	Electronic dimmable CASAMBI		
<b>Emergency</b>	Without		

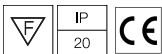
### Physical

<b>Color</b>	Anthracite	<b>Spot diameter (mm)</b>	60
<b>Orientation</b>	Adjustable	<b>Length (mm)</b>	111
<b>Weight (kg)</b>	0.57		
<b>Tilt (°)</b>	90		
<b>Rotation (°)</b>	360		

### Note

The control system with the Casambi version of light fixtures is directly and individually regulated wirelessly using the application FLOS Control® by Casambi.  
Preliminary photometry.

### Certification / Marking



## Camera 60 Casambi integrated



---

Honeycomb  
08.0175.14