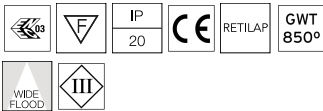
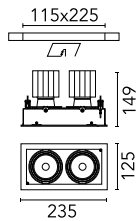


## Battery Trim Small 2L

04.6476.20B - Matt White

Recessed luminaire with LED light source. Power supply not included. Requires one power supply for each optic body.

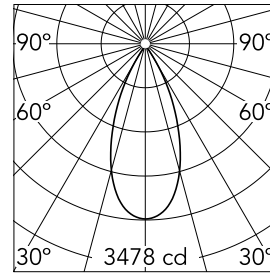


### Main specifications

<b>Number of heads</b>	2	<b>Net lumen (lm)</b>	1827
<b>Lamp category</b>	LED	<b>Mountings</b>	Ceiling recessed
<b>Power (W)</b>	16.5W	<b>Environment</b>	Indoor dry location
<b>CCT (K)</b>	3000K		
<b>CRI</b>	80		

### Optical

<b>LED type</b>	LED array
<b>Light distribution</b>	Symmetric
<b>Optical type</b>	Wide flood
<b>Beam angle (°)</b>	44
<b>Beam angle C90-270 (°)</b>	44



Beam Angle: 44°

h(m)	E(lx)	D(m)
1	3478	0.80
2	870	1.61
3	386	2.41
4	217	3.21
5	139	4.01

Luminous flux luminaire  
1827 lm (EXTREME CUT OFF)

### Electrical

<b>Frequency (Hz)</b>	50/60	<b>Insulation class</b>	III
<b>Dimmable</b>	Yes		
<b>Driver</b>	Remote excluded		
<b>Driver type</b>	Non Dimmable, Dimmable DALI 2, Dimmable Casambi, Dimmable 1-10V, Dimmable DALI 1, Mains Cut Dimming		
<b>Emergency</b>	Without		

### Physical

<b>Color</b>	Matt White
<b>Orientation</b>	Adjustable
<b>Recessed depth (mm)</b>	149
<b>Weight (kg)</b>	1.24
<b>Rotation (°)</b>	40

## Battery Trim Small 2L



---

NEODIMIUM  
08.8503.ND

Non dimmable continuous current power supply of 220/240V – 50/60Hz with power current selected through adjustable with switch 200 mA – 8,5W / 300 mA – 13W / 350 mA – 15W / 400 mA – 17,5W / 450 mA – 19,5W / 500 mA – 22W  
60.9160

RED FILTER  
08.8503.67.OD



---

DAYLIGHT  
08.8503.DL

Continuous current power supply of 13-20W, 110/240V – 50/60Hz with power current selected through adjustable 300 mA – 15W / 350 mA – 18W / 400/450/500/550/600/ 650/700/750/800/850/900 mA – 15W. switch. 0/1-10V or push dimming  
60.9188

Continuous current power supply, dimmable Casambi 220/240V-50/60Hz, 300mA-16W / 350mA-18,5W / 400mA-21,5W / 450mA-24W / 500mA-27W / 600mA-32W / 650mA-35W / 700mA-36W / 750/800/900/1000/1050mA – 38W  
60.9207



---

Continuous current power supply of  
12-20W, 110/240V – 50/60Hz with power  
current selected through adjustable  
350mA – 17W / 400mA – 19W / 450 / 550  
/ 600 / 700mA – 20W regulable Dali 1 y  
Dali 2  
60.9222

AMBER FILTER  
08.8503.66.OD

COLD LIGHT  
08.8503.CL



---

HOT LIGHT  
08.8503.69

Honeycomb  
08.8495.14

Continuous current power supply,  
Mains dimming, leading & trailing edge  
220/240V – 50/60Hz, 300mA-14W /  
350mA-17W / 400mA-19W /  
450/500/600/650/700/750/800/900mA –  
20W  
60.9467



current selected through adjustable  
250 mA – 10W / 350 mA – 15W /400 mA  
– 17W /450 mA – 19W /500/550/600/700  
mA – 20W, Dali 1 switch.  
60.8847