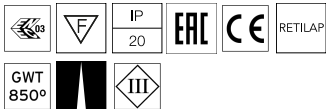
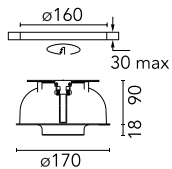


Anthony Downlight Optic Spot

■ 03.6415.40B - White

High-performance embedded light fixture for LED light source. Remote 220-240V power supply not included.

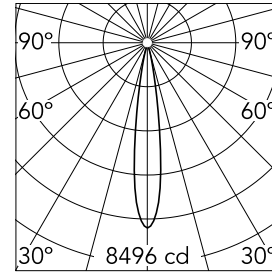


Main specifications

Number of heads	1	Net lumen (lm)	795
Lamp category	LED	Mountings	Ceiling recessed
Power (W)	10.3W	Environment	Indoor dry location
CCT (K)	2700K		
CRI	90		

Optical

LED type	Power LED
Light distribution	Symmetric
Optical type	Spot
Beam angle (°)	15
Beam angle C90-270 (°)	15



Beam Angle:	15°		
h(m)	E(lx)	D(m)	
1	8496	0.27	
2	2124	0.54	
3	944	0.81	
4	531	1.09	
5	340	1.36	

Luminous flux luminaire
795 lm

Electrical

Frequency (Hz)	50/60	Emergency	Without
Voltage (V)	11.40	Insulation class	III
Dimmable	Yes		
Driver	Remote excluded		
Driver type	Non Dimmable, Dimmable DALI 2, Dimmable 0-10V, Dimmable Casambi, Dimmable 1-10V, Dimmable DALI 1, Mains Cut Dimming		

Physical

Color	White	Rotation (°)	360
Orientation	Adjustable		
Recessed depth (mm)	90		
Weight (kg)	1.07		
Tilt (°)	40		

Note

Standard trim cove in white for all finishes; black finish available under request. To obtain flood optics (35°) order Anthony Downlight Medium + flood lens.

Anthony Downlight Optic Spot



Non dimmable continuous current power supply of 110/240V 32W, with power current selected through adjustable 350 mA-17W /500 mA-24W /700 mA-32W /900 mA – 32W switch
60.9233



Continuous current supply source 240V – 50/60Hz with dimmable DALI 2, push dimming. 300mA-16W / 350mA-18W / 400mA-21W / 500mA-27W / 600mA-32W / 650mA-35W
700/750/800/900/950/1000/1050mA-38W
60.9186



Continuous current power supply of 13-20W, 110/240V – 50/60Hz with power current selected through adjustable 300 mA – 15W / 350 mA – 18W / 400/450/500/550/600/ 650/700/750/800/850/900 mA – 15W. switch. 0/1-10V or push dimming
60.9188



Continuous current power supply of 25-50W, 110/240V – 50/60Hz with power current selected through adjustable 350mA – 25W /500mA – 35W/ 700mA – 50W /750mA – 54W /900/ 1050 mA – 60W switch. Dali 2, 0/1-10V or push dimming
60.8530



Elliptical lens
08.8418.68A



Honeycomb
08.8419.14A



Flood lens
08.0050.00



Continuous current power supply,
dimmable Casambi 220/240V-50/60Hz,
300mA-16W / 350mA-18,5W / 400mA-
21,5W / 450mA-24W / 500mA-27W /
600mA-32W / 650mA-35W / 700mA-36W
/750/800/900/1000/1050mA – 38W
60.9207



Continuous current power supply,
Mains dimming, leading & trailing edge
220/240V – 50/60Hz, 300mA-14W /
350mA-17W / 400mA-19W /
450/500/600/650/700/750/800/900mA –
20W
60.9467